

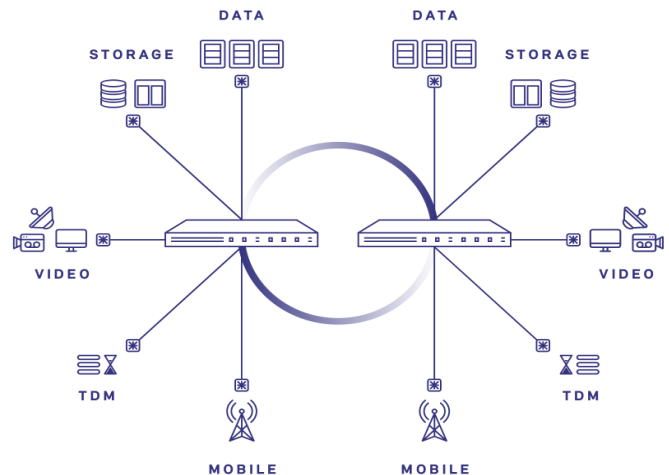
Optical Infrastructure Solutions

Overview

The Itectra Optical Infrastructure Solutions builds upon high-density WDM systems, optical transceivers and accessories designed to provide optical network support for high-speed data Ethernet and Fiber Channel communication.

These WDM systems and optical transceivers deliver capacity from 1 Gbps to 800 Gbps per wavelength suitable for datacenter, enterprises, and service provider networks.

In addition to WDM systems and optical transceivers the Itectra portfolio spans across long-haul active DWDM systems, MPO cassettes, inspection and cleaning equipment.



Product Features

- Active DWDM systems
- Passive CWDM and DWDM systems
- 1/10/25/40/50/100/200/400 GbE transceivers
- 8/16/32Gb FC transceivers
- Direct Attach Cables (DAC)
- Active Optical Cables (AOC)
- MPO cassettes
- Inspection and cleaning equipment

Applications

- Datacentre
- Enterprise
- Core/Metro/Access
- FTTX
- Mobile Fronthaul

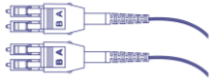
Supported by leading vendors

The Itectra Optical Infrastructure portfolio includes a variety of today's leading optical network vendors; Infinera, Skylane Optics, EXFO, Corning and Sticklers. Please consult Itectra for further information on specific products and solutions.

Compatibility

Itectra offers a wide range of compatible solutions allowing full network operational capabilities across the network. All equipment and modules are fully compliant with the relevant standards and recommendations and are manufactured utilizing the highest quality components available.

Patch Cables



Rec./Std: SMF: ITU-T G.657A
 MMF: TIA-492-AAAD (OM4)
 RoHS and REACH materials compliant
 Connector design complies with IEC 61754-20
 LSZH cable jacket

Temp., Operation: -5 – 70°C
 Temp., Storage: -40 – 85°C
 Humidity: 5 – 85%
 Connector: LC / MPO
 Other connectors upon request

Type	Fibre	Temp	Color ¹	Connectors	Length [meter] ²	Product Number
Patch Cables						
Simplex	G.657A	C	Yellow	1xLC/UPC to 1xLC/UPC	1/2/3/5/7/10/15/20	01-LCULCU-657-S-Y-xx
Duplex	G.657A	C	Yellow	2xLC/UPC to 2xLC/UPC	1/2/3/5/7/10/15/20	02-LCULCU-657-D-Y-xx
Uniboot	G.657A	C	Yellow	2xLC/UPC to 2xLC/UPC	1/2/3/5/7/10/15/20	02-LCULCU-657-U-Y-xx
Duplex	OM4	C	Aqua	2xLC/UPC to 2xLC/UPC	1/2/3/5/7/10/15/20	02-LCULCU-OM4-D-A-xx
Uniboot	OM4	C	Aqua	2xLC/UPC to 2xLC/UPC	1/2/3/5/7/10/15/20	02-LCULCU-OM4-U-A-xx
Duplex	G.657A	C	Yellow	2xSC/APC to 2xLC/UPC	1/2/3/5/7/10/15/20	02-SCALCU-657-D-Y-xx
Duplex	G.657A	C	Yellow	2xSC/UPC to 2xLC/UPC	1/2/3/5/7/10/15/20	02-SCULCU-657-D-Y-xx
Duplex	G.657A	C	Yellow	2xSC/APC to 2xSC/APC	1/2/3/5/7/10/15/20	02-SCASCA-657-D-Y-xx
Duplex	G.657A	C	Yellow	2xSC/UPC to 2xSC/UPC	1/2/3/5/7/10/15/20	02-SCUSCU-657-D-Y-xx
12 Fibres patch cables						
Type A, Straight	G.657A	C	Yellow	1xMPO(F)/APC to 1xMPO(F)/APC	1/2/3/5/7/10/15/20	12-MPAMPA-657-S-Y-xx
Type B, Twisted	G.657A	C	Yellow	1xMPO(F)/APC to 1xMPO(F)/APC	1/2/3/5/7/10/15/20	12-MPAMPA-657-T-Y-xx
Type A, Straight	OM4	C	Aqua	1xMPO(F)/UPC to 1xMPO(F)/UPC	1/2/3/5/7/10/15/20	12-MPUMPU-OM4-S-A-xx
Type B, Twisted	OM4	C	Aqua	1xMPO(F)/UPC to 1xMPO(F)/UPC	1/2/3/5/7/10/15/20	12-MPUMPU-OM4-T-A-xx
8 Fibres break-out						
Duplex	³ G.657A	C	Yellow	1xMPO(F)/APC to 4xLC/UPC	2.5m to 20m total length 0.5 to 2.5m fan-out length	08-MPALCU-657-D-Y-xx-yy
Duplex	³ OM4	C	Aqua	1xMPO(F)/UPC to 4xLC/UPC	2.5m to 20m total length 0.5 to 2.5m fan-out length	08-MPULCU-OM4-D-A-xx-yy
Adapter						
LC/LC, SMF, Duplex	SMF	C	Blue	LC/UPC to LC/UPC		11.141201-002
LC/LC, MMF, Duplex	MMF	C	Beige	LC/PC to LC/PC		11.142201-001
Attenuators						
Attenuator, xxdB	SMF	C	Blue	LC/UPC		ATT-P-LC-xx-UPC
Attenuator, xxdB	SMF	C	Blue	SC/UPC		ATT-P-SC-xx-UPC
Mode Condition Patch Cords (MCPC)						
MCPC, SC/LC	⁴ OM1/SMF	C	Orange/Yellow	SC/UPC to LC/UPC	2 meters	LCSC-OM1-DX-MC-002
MCPC, ST/LC	⁴ OM1/SMF	C	Orange/Yellow	ST/UPC to LC/UPC	2 meters	LCST-OM1-DX-MC-002
MCPC, SC/LC	⁴ OM2/SMF	C	Orange/Yellow	SC/UPC to LC/UPC	2 meters	LCSU-SM-DX-MC-002
MCPC, ST/LC	⁴ OM2/SMF	C	Orange/Yellow	ST/UPC to LC/UPC	2 meters	LCST-OM2-DX-MC-002

¹: Color scheme is according to industrial convention and TIA-598C:

SMF: Yellow, OM1/OM2: Orange, OM3: Aqua, OM4: Violet/Aqua (industrial convention, defines as Aqua in TIA-598C), OM5: Lime green

²: Other length on request

³: Please contact Itectra for customised length

⁴: Attenuation approx. 0.5 dB

Specifications are subject to change without notice.

Patch Panels

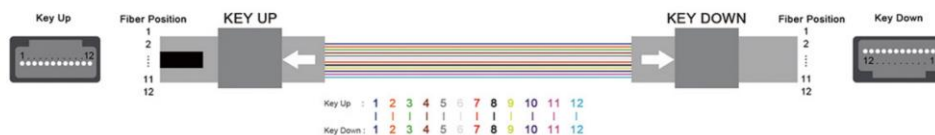


Rec./Std: SMF: ITU-T G.657A
 MMF: TIA-492-AAAD (OM4)
 RoHS and REACH materials compliant
 Connector design complies with IEC 61754-20
 Connector: LC / MPO

Chassis: 43 x 432 x 165 mm (HxWxD)
 Temp., Operation: -5 – 70°C
 Temp., Storage: -40 – 85°C
 Humidity: 5 – 85%
 LSZH cable jacket

Product	Connectors front	Connector rear	Remark	Product Number
Chassis				
4-cassettes chassis, 1RU, 2 rows	---	---	2 slots per row, two rows per chassis, 19"	CH-400-000-0-000
Cover plate for cassette	---	---	Cover plates for the 4-slots version, blank	CP-400-000-0-000
Cover plate for cassette, 12 holes	---	---	Cover plates for the 4-slots version, holes for 12 duplex LC	CP-424-000-0-LC0
6-slot cassette chassis, 1RU, 2 rows	---	---	2 slots per row, two rows per chassis, 19"	CH-600-000-0-000
Cover plate for cassette	---	---	Cover plates for the 6-slot version, blank	CP-600-000-0-000
Cover plate for cassette, 4 holes	---	---	Cover plates for the 6-slot version, holes for 4 duplex LC	CP-608-000-0-LC0
Cover plate for cassette, 6 holes	---	---	Cover plates for the 6-slot version, holes for 6 duplex LC	CP-612-000-0-LC0
LGX cassettes				
8 fibers, Type B, G.657A	4 x 2 LC/UPC	1 x MPO (M)/APC	For 6-slot chassis, Cross, for 40GbE / 100GbE breakout	LX-608-657-B-LCU
8 fibers, Type B, OM4	4 x 2 LC/UPC	1 x MPO (M)/UPC	For 6-slot chassis, Cross, for 40GbE / 100GbE breakout	LX-608-OM4-B-LCU
12 fibers, Type A, G.657A	6 x 2 LC/UPC	1 x MPO (M)/APC	For 6-slot chassis, Straight, for Rack – Rack connection	LX-612-657-A-LCU
12 fibers, Type A, OM4	6 x 2 LC/UPC	1 x MPO (M)/UPC	For 6-slot chassis, Straight, for Rack – Rack connection	LX-612-OM4-A-LCU
12 fibers, Type B, G.657A	6 x 2 LC/UPC	1 x MPO (M)/APC	For 6-slot chassis, Cross, for Rack – Rack connection	LX-612-657-B-LCU
12 fibers, Type B, OM4	6 x 2 LC/UPC	1 x MPO (M)/UPC	For 6-slot chassis, Cross, for Rack – Rack connection	LX-612-OM4-B-LCU
12 fibers, Type C, G.657A	6 x 2 LC/UPC	1 x MPO (M)/APC	For 6-slot chassis, Cross pair, for Rack – Rack connection	LX-612-657-C-LCU
12 fibers, Type C, OM4	6 x 2 LC/UPC	1 x MPO (M)/UPC	For 6-slot chassis, Cross pair, for Rack – Rack connection	LX-612-OM4-C-LCU
24 fibers, Type A, G.657A	12 x 2 LC/UPC	2 x MPO (M)/APC	For 4-slot chassis, Straight, for Rack – Rack connection	LX-424-657-A-LCU
24 fibers, Type A, OM4	12 x 2 LC/UPC	2 x MPO (M)/UPC	For 4-slot chassis, Straight, for Rack – Rack connection	LX-424-OM4-A-LCU
24 fibers, Type B, G.657A	12 x 2 LC/UPC	2 x MPO (M)/APC	For 4-slot chassis, Cross, for Rack – Rack connection	LX-424-657-B-LCU
24 fibers, Type B, OM4	12 x 2 LC/UPC	2 x MPO (M)/UPC	For 4-slot chassis, Cross, for Rack – Rack connection	LX-424-OM4-B-LCU
24 fibers, Type C, G.657A	12 x 2 LC/UPC	2 x MPO (M)/APC	For 4-slot chassis, Cross pair, for Rack – Rack connection	LX-424-657-C-LCU
24 fibers, Type C, OM4	12 x 2 LC/UPC	2 x MPO (M)/UPC	For 4-slot chassis, Cross pair, for Rack – Rack connection	LX-424-OM4-C-LCU

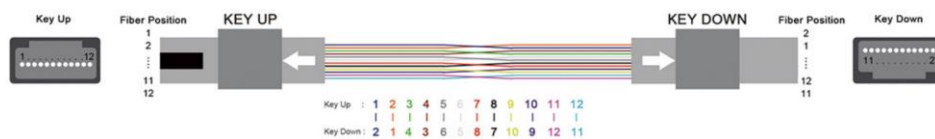
Polarity A: Straight Through



Polarity B: Cross



Polarity C: Cross Pair



Note: MPO-12 (Male) on the rear. APC for G.657A fibres, UPC for OM4 fibres

Specifications are subject to change without notice.

About Ipectra

Since 2008 Ipectra has designed, delivered, and serviced business-critical IT infrastructure for Danish datacentres, public companies, enterprises, and service provider networks. Ipectra is specialized in the optical domain with focus on delivery of optical components, WDM systems and consultancy based on a solid knowledge of optical networks, physical optical behaviour, and future evolution of the optical market.

Ipectra has gained the Danish Børsen Gazelle Award in three continuous years (2016 – 2018) and has successively been Bisnode Triple-A rated since 2014.

This success is founded in a close cooperation with our customers and a deep professional understanding of their infrastructure challenges and needs. We follow the technology closely and ensure that our customers benefit from the latest technologies with the most suitable solution.

Quality in all aspects

Ipectra aims for the highest quality in all aspects from optical network design to the selection of vendors and components to each specific project. All Ipectras vendors are carefully selected among the leaders in the optical world and have all the same clear view on “Quality in all aspects” as Ipectra.

Service and Support

Ipectra offers a selection of service and support options to secure operational efficiency and resolve critical problems smoothly and with minimum impact on the operational infrastructure. To accommodate this Ipectra offers different services from Advanced Hardware Replacement to four hours SLA and Professional Deployment Services from selected vendors.

Contacts

Ipectra A/S
Sofiendalsvej 85
9200 Aalborg SV
Phone: +45 7217 0058
info@itectra.com
www.itectra.com