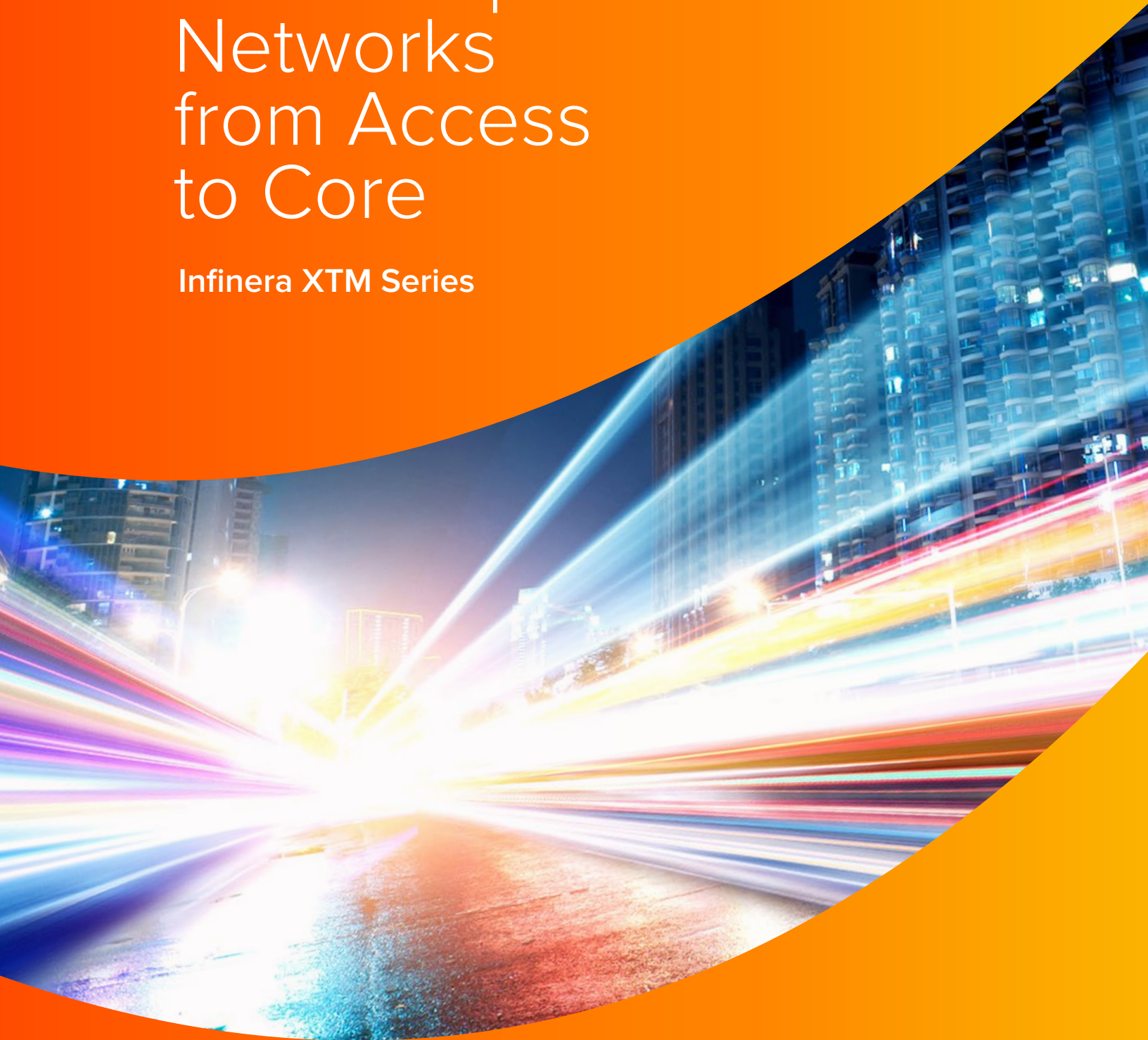


Innovative Packet-Optical Networks from Access to Core

Infinera XTM Series



An Innovative Packet-Optical Metro Network

- Industry-leading key metro capabilities
- From customer premises to 100G core
- Cost-optimized for your application

The Infinera XTM Series packet-optical networking platform delivers high-performance metro access, metro aggregation and metro core networks with industry-leading capabilities in areas such as power, density, latency and synchronization across Layers 0 to 2.5.

Whether used to push wavelength-division multiplexing (WDM) all the way up to the antenna or to the cell site in mobile networks, to connect enterprises together or to the cloud or to deliver high-definition TV (HDTV), the XTM Series provides all the capabilities needed to meet your requirements for a flexible and future-proof metro network.



Supporting Layer 0 optical wavelengths to Layer 2.5 Multi-Protocol Label Switching-Transport Profile (MPLS-TP) and using technologies such as Ethernet, Optical Transport Network (OTN), synchronous Digital Hierarchy (SDH)/Synchronous Optical Networking (SONET) and Intelligent WDM (iWDM®), the XTM Series builds on key design philosophies such as low power, high density and a high level of scalability.

Most recently, we have extended the XTM Series with the XTM II, a significant enhancement to the platform that introduces 200 Gb/s optics, a flex-ready optical layer and software-defined networking (SDN) control via Infinera’s Xceed Software Suite, an open, purpose-built, multi-layer SDN platform that enables unified control across metro, long-haul and subsea networks.

High Density + Low Power = Lower Cost

The XTM Series has a heritage of low power and compact products and solutions, fitting ideally in metro deployments or remote access sites where space is scarce and expensive. Single-slot transponders and muxponders are successfully combined with reconfigurable optical add-drop multiplexers (ROADM) and/or packet-optical transport switches (EMXP) in configurations that prove our leading density and low-power capabilities for both Layer 1 optical and Layer 2 Ethernet services. For example, our most recent XTM II solution draws less than 20 watts (W) per 100 gigabits per second (Gb/s) service - a figure that we believe is the lowest among comparable multi-service packet-optical platforms.

Add to this the XTM Series’ wide range of chassis options, from small 1 rack unit (1RU) chassis to large 11RU chassis, and it becomes even easier to right-size your network, matching your requirements for low power as well as space.



Mobile Fronthaul and Auto-Lambda— Innovations Supporting Mobile and Access Networks

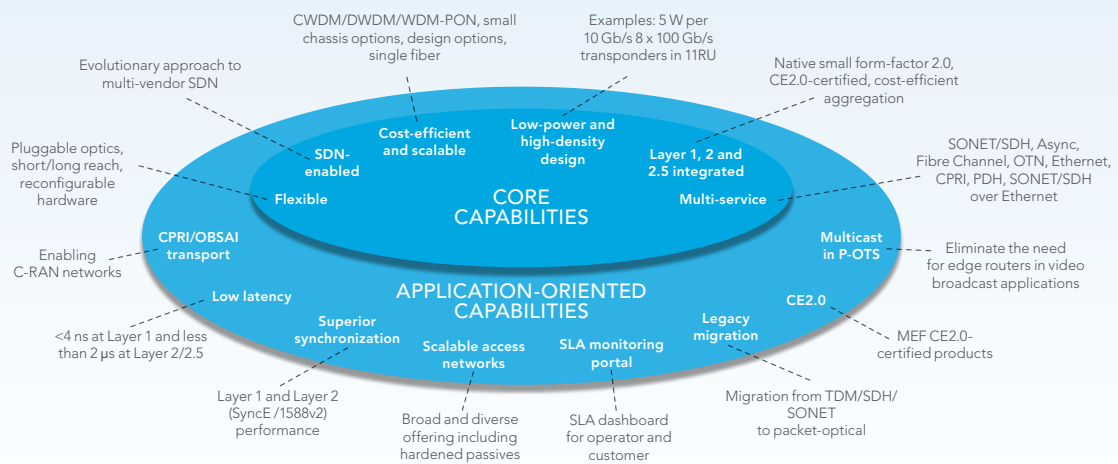
The XTM Series offers a multitude of unique capabilities that make the platform ideal in a number of key applications. Examples include:

- Superior synchronization capabilities that are vital in mobile backhaul, especially as networks evolve to support 5G
- Support for Common Public Radio Interface (CPRI)/Open Base Station Architecture Initiative (OBSAI), enabling WDM in cloud radio access network (C-RAN) architectures and mobile fronthaul applications

- Auto-Lambda, enabling scalable access networks that are easy to install and configure, making them ideal for fiber-deep access applications, such as 5G in mobile networks or distributed access architectures (DAA) in cable networks
- Intelligent small form-factor pluggables (iSFP), enabling transparent delivery of SDH/SONET services over a packet-optical architecture, and eventually a smooth migration of legacy time-division multiplexing (TDM) networks to a common Ethernet/TDM network that fulfills strict synchronization and availability requirements
- True Layer 1/Layer 2 (forward error correction [FEC], OTN transport, MPLS-TP, long-reach optics) all on one blade

The XTM Series Is Ideal in a Broad Range of Network Applications:

- Mobile Transport
- Enterprise
- Wholesale
- Triple Play Backhaul
- Metro/Regional Core Networking
- Business Ethernet



XTM Series Products

Below is a selection of the Infinera XTM Series products. Please contact your Infinera sales representative for a full product range overview.

MUXPONDERS		
4G	MS-MXP	8 client port 4G Multi-service Muxponder. Dual line interfaces for 1+1 protection. SDH/SONET/GbE/SAN. 4 x 4G Regenerator.
10G	MS-MXP/10G	10 client port Multi-service Muxponder. SDH/SONET, Ethernet, SAN, etc. Multiple traffic images. FEC on line. Dual line ports for 1+1 protection.
	MXP10GOTN	10 client port OTU2 Muxponder. STM-16/OC-48, GbE, 1G/2G/4G FC. GFEC and EFEC on line.
	FH-MXP10G	10 client port Fronthaul Muxponder. CPRI, SyncE.
100G	MXP100GOTN	10 client port coherent CFP-based OTU4 Muxponder. STM-64/OC-192, OTU2, OTU2e, 10GbE LAN, 8G FC in any mix.
200G	MXP200GOTN	14 client port coherent CFP2-based OTU4 Muxponder supporting up to 20 client services. 10/100GbE-LAN, STM-64/OC-192, OTU2/OTU2e/OTU4, 8/16/32G FC.
TRANSPONDERS		
2.5G	TPDDGBE	2 x (2 x GbE) Transponder. Dual line interfaces for 1+1 protection. 4 x 2.5G Regenerator.
4G	TPQMP	Quad Multi-protocol (125 M-4.25 G) Transponder and Regenerator.
10G	TPD10G-Lite	Dual 10G Lite Transponder. 2G/4G/8G/10G FC, 10GbE, STM-64/OC-192, OTU2, OTU2e, CPRI/OBSAI. 2 x 10G Regenerator.
	TPQ10GFEC/I	Quad 10G Multi-service Transponder. STM-64/OC-192, 10 GbE-WAN, 10 GbE-LAN. 2 x Regenerator.
	TPD10GBE	Double 10 GbE FEC Transponder. STM-64/OC-192, 10 GbE-WAN, 10 GbE-LAN. 2 x Regenerator.
	TPMRHEX-Lite	6 x Transparent Transponders on a one-slot unit. 614 Mb/s to 14 Gb/s; see data sheet for details.
	TPHEX10GOTN	6 x OTU2/OTU2e Transponders on a one-slot unit. 10 GbE, SDH/SONET, OTU2, OTU2e, 8G FC.
100G	TP100GOTN	Coherent CFP-based 100G Transponder. OTU4, 100 GbE-LAN.
200G	FXP400GOTN	Dual 200G Coherent CFP2-based Transponder/Muxponder on a one-slot unit. Supporting up to 4 x 100G clients over 2 x 100G or 200G wavelengths. OTU4, 100GbE-LAN.
Layer 2		
1G, 10G	EDU	Ethernet Demarcation Unit. MEF9 + MEF14-certified. Multiple product models available; see data sheet for details.
1G	NID	Network Interface Device. Port device to EMXP/IIe; see data sheet for details.
1G, 10G, 100G, 200G	EMXP/II, EMXP/IIe, EMXP/III	Packet-Optical Transport Switch up to 640G. CE2.0, MEF9 + MEF14-certified; MPLS-TP, Sync-E, 1588v2. Multiple product models available; see data sheets for details.
10G, 100G	PT-Fabric	Packet-Optical Transport Switch with frontplane-connected interface modules for 10 G and 100 G services; see data sheet for details.
ROADMs		
	1x2 ROADM	2-degree ROADM, 50/100 GHz.
	1x4 ROADM	4-degree ROADM, 100 GHz.
	1x8 ROADM	8-degree ROADM, 50 GHz.
MISCELLANEOUS OPTICAL NETWORKING EQUIPMENT		
CWDM/DWDM		Wide range of Mux/Demux/OADM units to support up to 80/40-channel DWDM and 8-channel CWDM over dual/single fiber(s).
Amplifiers	OA-RAED, OA26C	Raman/EDFA Hybrid Amplifier, Power Extender C-band.
	OA17, OA20	Several EDFA Amplifier models available with different gain characteristics.
VOA Units	VOA-8CH, VOA-2CH	8-channel (using VOA-SFP) and 2-channel Variable Optical Attenuators.
Power Meters	OCM	DWDM/CWDM Optical Channel Monitoring units.
CHASSIS		

TM-3000II
19", ETSI, 23"
11RU, up to 17 full-sized slots/
10 half-sized slots.



TM-301
19", ETSI, 23"
3RU, up to four full-sized slots/
four half-sized slots.



TM-102II
19", ETSI, 23"
1RU, one full-sized slot/one half-sized slot.



About Infinera

Infinera (NASDAQ: INFN) provides Intelligent Transport Networks, enabling carriers, cloud operators, governments and enterprises to scale network bandwidth, accelerate service innovation and simplify optical network operations. Infinera’s end-to-end packet-optical portfolio is designed for long-haul,

subsea, data center interconnect and metro applications. Infinera’s unique large-scale photonic integrated circuits enable innovative optical networking solutions for the most demanding networks. To learn more about Infinera visit www.infinera.com, follow us on Twitter @Infinera and read our latest blog posts at: blog.infinera.com.

© 2019 Infinera Corporation. All Rights Reserved. Infinera and logos that contain Infinera are trademarks or registered trademarks of Infinera Corporation in the United States and other countries. All other trademarks are the property of their respective owners. Statements herein may contain projections regarding future products, features, or technology and resulting commercial or technical benefits, which are subject to risk and may or may not occur. This publication is subject to change without notice and does not constitute legal obligation to deliver any material, code, or functionality and is not intended to modify or supplement any product specifications or warranties. 0031-BR-RevA-0519